




# MAKE A WOVEN TURTLE TORPEDO!





Tie 3 mini popsticks together with wool (standard size work too, but require more wool and weaving).  
\*For younger kids pre-glue the popsticks as a star.



Fan sticks out like a star, and begin wrapping the wool in a criss-cross pattern covering the middle.



Snip and tie the wool end to another colour, and now begin wrapping the wool around the legs. Loop a full circle around each leg then move to the next and so on.



5. Tie off at the back, draw or glue on eyes ...  
Then spin to become a Turtle Torpedo!