

Teacher's Notes

FISH JAM by Kylie Howarth

ISBN 9781760403386

www.kyliehowarth.com



YEAR LEVEL Kindergarten – Y3

*Toot is o-fish-ally way too noisy!

Dive on in to see if this jazzy, sea-minor
will ever find a place to play without
being shoo, shoo, SHOOED away.


Fish Jam is a delightful picture book about a musical fish who just wants to sing. Although not everyone in the ocean appreciates his scatting beats and sounds, Toot does not give up. Eventually, through persistence, he find his place in the world.

THEMES

Music / Jazz / Scat
Ocean
Feelings & Friendship
Fitting In
Art / Texture

ABOUT THE AUTHOR / ILLUSTRATOR

Kylie Howarth is an author and illustrator from Perth, Western Australia.



She was raised in the country along side her brother, dog, sheep, several orphaned kangaroos and one very cheeky echidna.

Her obsession with animals also extends underwater as she has braved lionfish in Egypt, piranha and pink dolphins in the Amazon, marine iguanas and hammerhead sharks in the Galapagos Islands and swum with whale sharks and manta rays at Ningaloo, Western Australia.

Kylie is also the super-fun mum of two adventurous young children. The textures in her book illustrations are created during their backyard art sessions.

* NOTE: In the American version of Fish Jam, the main character's name is Jazz rather than Toot

Teacher's Notes

FISH JAM by Kylie Howarth
www.kyliehowarth.com

ACTIVITIES



BEFORE READING

Before reading, ask the children - What is the role of an author?
What is the role of an illustrator? Discuss how in this case the author and illustrator are the same person.

Ask the children if they think Toot looks like a musical instrument.
If yes, then which instruments?

INTERACTIVE READING

Toot is a very noisy fish so the other sea creatures in the book all tell him to 'Shhh.' Ask the children to help you read the story by getting them to do the 'shhh' parts. Do a practice 'shhh' together before you begin reading.

When you come to the killer whale page and they say 'shoo, shoo, SHOO!' Suggest that they didn't really sound like big scary killer whales. Let's try that again!

QUESTIONS TO ASK DURING THE READING

Why are the other sea creatures telling Toot to 'shhh.'
Is there someone who doesn't seem to mind his scat singing?

Pg 13 - What does a 'sigh' sound like or mean?
- Does Toot look very happy?
- What might his friend be thinking or feeling?

Pg 18 - How is Toot feeling?
- How does the background texture make you feel?

Pg 21 - Hands up if you think the whale is about to give Toot a cuddle?
- Hands up if you think the whale wants to sing with Toot?
- Hands up if you think the whale will swallow Toot?

Pg 23 - Why is this page mostly black?
- Why can we only see one of Toot's eyes?

Pg 28 - What does 'jam' mean?
Discuss other meanings for the word jam.

Pg 30 - What does the word solo mean?

Teacher's Notes

FISH JAM by Kylie Howarth

www.kyliehowarth.com



MUSICAL ACTIVITIES

AFTER READING / SCAT SINGING

SCAT CHALLENGE. 1

Ask the children to repeat each sound from the jazz band (fold out spread) after you.

SCAT CHALLENGE. 2

Split the class into two groups. Have one group repeat: 'Fomp-fomp-fwEEEEEE, fomp-fomp-fwEEEEEE' over and over. Have them continue as the second group come in with 'Bomp bomp a-domp, bomp bomp a-domp.'

The teacher can then come in with 'Scooba-dooba-diddly-dooo...' For older groups, split the class into more groups and add more sounds.

SCAT CHALLENGE. 3

As a class, brainstorm and make up nonsense syllables. List these sounds on the board. String a few together and sing them to well known tunes i.e. Twinkle, Twinkle, Little Star.

RELEVANT SONGS / JAZZ STUDY

Sing the song '*Three Little Fishies*.'

Discuss how the chorus is made up of nonsense syllables (scat sounds)

'Boop boop diten datem whatem choo'

Watch the video clip *I Wanna Be Like You*: (Baloo Scat) from the original *The Jungle Book* movie.

Oh, oobee doo I wanna be like you

*Art and craft activities to follow on the next page

Teacher's Notes

FISH JAM by Kylie Howarth

www.kyliehowarth.com



ART/CRAFT ACTIVITIES

The illustrations in this picture book were created using textures and paintings done by Kylie's young children. They used all sorts of materials to create interesting textures during their backyard art sessions.

Study the illustrations and try to identify how some of the textures were created.

Some examples to discuss:

Cover - Wood texture of Toot. This represents the wooden texture from a guitar or ukulele.

Pg 10 - (penguins) background bubbles = potato stamping

Pg 18 - (AHHH!) bubble wrap and pen scribbles

Pg 30 - (fold out spread) whale = scribbles, background bubble wrap

TEXTURE RUBBINGS

Supplies: paper, crayon or charcoal, interesting surfaces i.e. corrugated cardboard, leaves, wood, bark, concrete wall.

Rubbings work best when the crayon's wrapper is removed and it is held on its side to rub over the page.

Place the blank paper on top of the corrugated cardboard, wood etc and rub!



This can be a great activity to take the children out of the classroom.

Try rubbings against trees, footpaths, walls, chairs, signs, play-ground equipment's non-slip checker plate, the bottom of your shoe etc.

Teacher's Notes

FISH JAM by Kylie Howarth
www.kyliehowarth.com



ART/CRAFT ACTIVITIES

MIXED UP MUSICAL ANIMALS


The character of Toot was created by combining a trumpet, guitar and a fish.

Together as a class make a list of all the musical instruments you can think of. The children can then pick one or a few and design their own musical sea creatures.



MIXED UP SEA & LAND CREATURES


As a class make a list of animals that live on the land. Next to that, list animals that live in the ocean. Randomly draw lines between the two lists to connect a land animal with a sea creature. Then try to draw and name it. Once the children have designed their crazy creatures, this could also lead into a story writing activity. Does this creature now live in the ocean, land or both? What problems might it encounter? Write a story about how it overcomes those problems.



Teacher's Notes

FISH JAM by Kylie Howarth

www.kyliehowarth.com



MUSICAL CRAB SHAKER



Children can create their own Fish Jam musical instrument!

Actual size template and full instructions can be downloaded at www.kyliehowarth.com from the 'Teachers' page.

